

Debt Service & Miscellaneous Budget

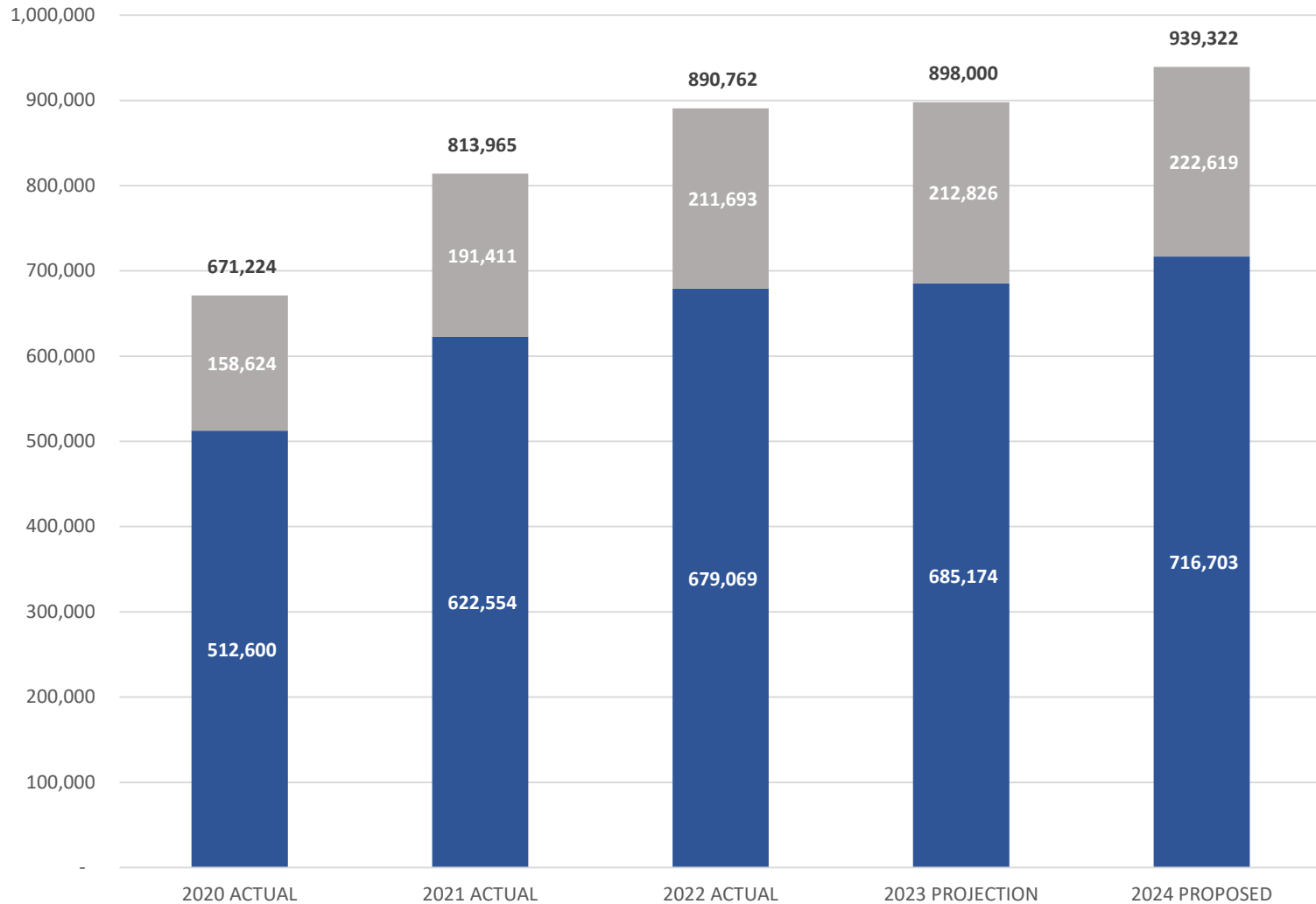
2024 Executive Proposed Budget

Debt Service

Objects of Expenditure	Expended 2022	Adopted 2023	Appropriated 2023	Projected 2023	Requested 2024	Allowed 2024
Amortization:						
Bonds: (4461)						
General Government	97,637,413	87,808,365	87,808,365	87,808,365	90,867,713	90,867,713
NYS Court Facilities	11,254,444	2,321,819	2,321,819	2,321,819	-	-
Westchester Health Care Corporation	350,425	393,885	393,885	393,885	386,556	386,556
Airport	1,411,218	2,284,156	2,284,156	2,284,156	2,805,226	2,805,226
Westchester Community College	5,552,840	5,134,719	5,134,719	5,134,719	3,983,031	3,983,031
Total General County Amortization	116,206,340	97,942,944	97,942,944	97,942,944	98,042,526	98,042,526
Interest:						
Bonds: (4463)						
General Government	21,440,141	37,829,041	37,829,041	37,829,041	37,459,756	37,459,756
NYS Court Facilities	1,052,006	3,881,806	3,881,806	3,881,806	-	-
Westchester Health Care Corporation	46,491	30,531	30,531	30,531	9,664	9,664
Airport	842,055	1,059,173	1,059,173	1,059,173	1,223,732	1,223,732
Westchester Community College	1,074,840	823,054	823,054	823,054	665,208	665,208
Notes: (4464)						
TAN Interest	-	-	-	-	-	-
BAN Interest	-	-	-	-	-	-
Total General County Interest	24,455,533	43,623,605	43,623,605	43,623,605	39,358,360	39,358,360
Sub-Total General County Debt Service	140,661,873	141,566,549	141,566,549	141,566,549	137,400,886	137,400,886
Cost of Issuance: (4468) (Attorney's Fees, Printing, Advertising, etc.)	799,862	900,000	900,000	900,000	900,000	900,000
GENERAL COUNTY DEBT SERVICE	141,461,735	142,466,549	142,466,549	142,466,549	138,300,886	138,300,886

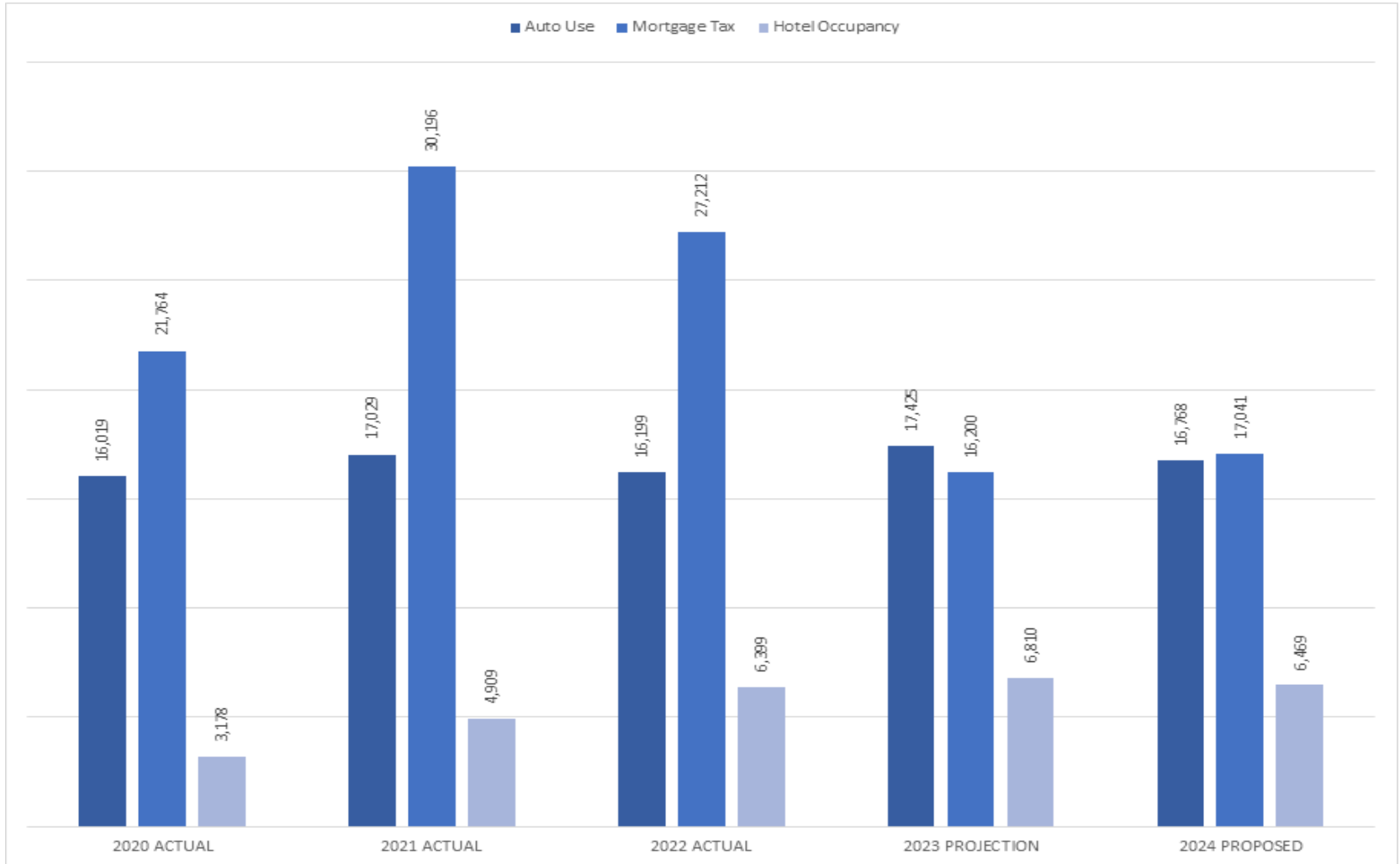
Sales & Use Tax

Thousands of Dollars



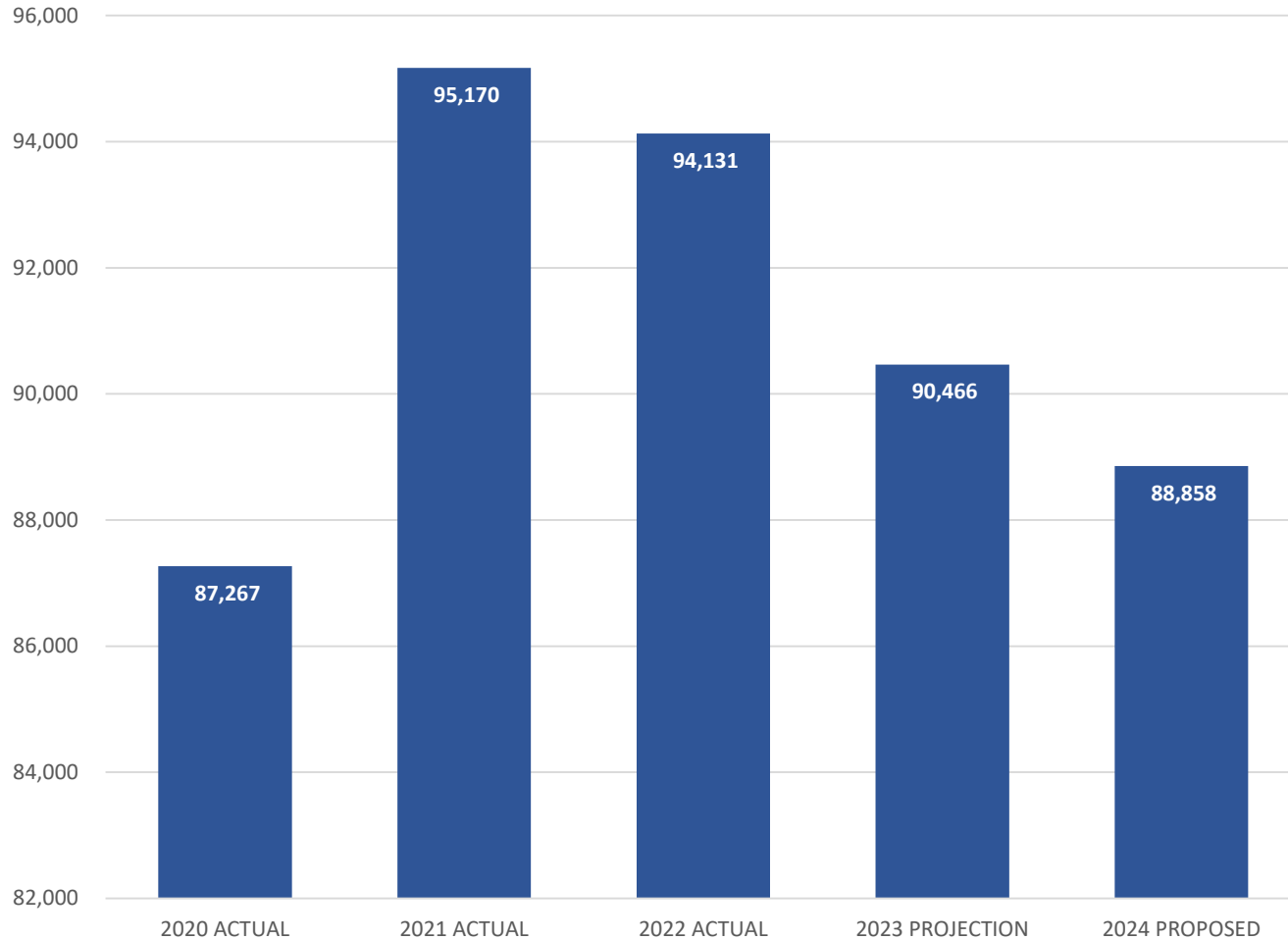
Other Tax Revenues

Thousands of Dollars



Pension Contribution

Thousands of Dollars



Pension Amortization

NY State Fiscal Year	Available for Amortization	Amount Amortized	Interest Rate	Annual Payment	Aggregate Interest**
2010-11	6,768,740		5.00%		
2011-12	20,894,592		3.75%		
2012-13	25,452,590	25,452,590	3.00%	2,983,820	4,385,610
2013-14	43,816,683	43,816,683	3.67%	5,313,818	9,321,497
2014-15	26,773,920	26,773,920	3.15%	3,162,795	4,854,030
2015-16	14,196,691	14,196,691	3.21%	1,688,827	2,691,579
2016-17	4,474,548	4,474,548	2.33%	508,237	607,822
2017-18	3,908,567	3,908,567	2.84%	451,985	611,283
2018-19	4,257,877	4,189,788	3.64%	507,347	883,682
2019-20	5,015,429	-	2.55%	-	-
2020-21	5,381,524	-	1.33%	-	-
2021-22	11,621,899	-	2.58%		
2022-23	544,381	-	N/A		
2023-24	2,665,348		N/A		
TOTAL	175,772,789	122,812,787			23,355,503

Healthcare

Thousands of Dollars

