

Debt Service & Miscellaneous Budget

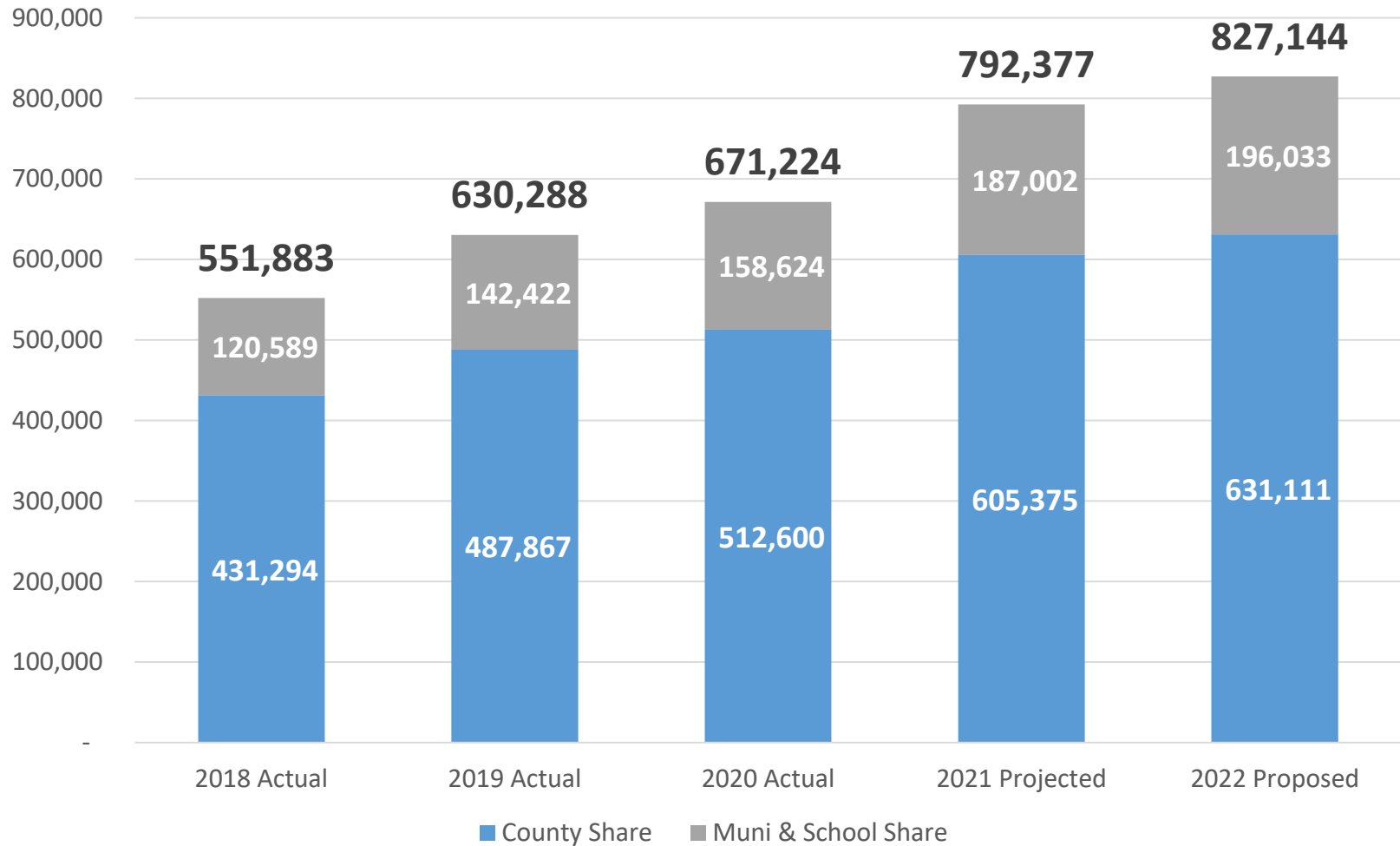
2022 Executive Proposed Budget

Debt Service

OBJECTS OF EXPENDITURE:	EXPENDED 2020	ADOPTED 2021	APPROPRIATION 2021	PROJECTED 2021	REQUESTED 2022	ALLOWED 2022
Amortization:						
Bonds: (4461)						
General Government	74,657,529	84,565,033	84,565,033	84,565,033	91,347,105	91,347,105
NYS Court Facilities	10,179,924	4,904,549	4,904,549	4,904,549	4,690,370	4,690,370
Westchester Health Care Corporation	314,622	333,606	333,606	333,606	350,425	350,425
Airport	1,091,968	1,170,478	1,170,478	1,170,478	1,215,844	1,215,844
Westchester Community College	4,587,833	5,173,400	5,173,400	5,173,400	5,534,407	5,534,407
Total General County Amortization	90,831,876	96,147,066	96,147,066	96,147,066	103,138,151	103,138,151
Interest:						
Bonds: (4463)						
General Government	30,665,128	29,252,620	29,252,620	29,252,620	28,431,848	28,431,848
NYS Court Facilities	2,126,701	7,502,077	7,502,077	7,502,077	7,716,131	7,716,131
Westchester Health Care Corporation	82,712	63,593	63,593	63,593	46,492	46,492
Airport	422,761	381,907	381,907	381,907	317,012	317,012
Westchester Community College	1,339,391	1,327,681	1,327,681	1,327,681	1,052,098	1,052,098
Notes: (4464)						
TAN Interest	1,100,000	737,500	737,500	2,680,655	-	-
BAN Interest		507,792	507,792	507,792	-	-
Total General County Interest	35,736,693	39,773,170	39,773,170	41,716,325	37,563,581	37,563,581
Sub-Total General County Debt Service	126,568,569	135,920,236	135,920,236	137,863,391	140,701,732	140,701,732
Cost of Issuance: (4468) (Attorney's Fees, Printing, Advertising, etc.)	810,915	700,000	815,121	700,000	800,000	800,000
GENERAL COUNTY DEBT SERVICE	127,379,484	136,620,236	136,735,357	138,563,391	141,501,732	141,501,732

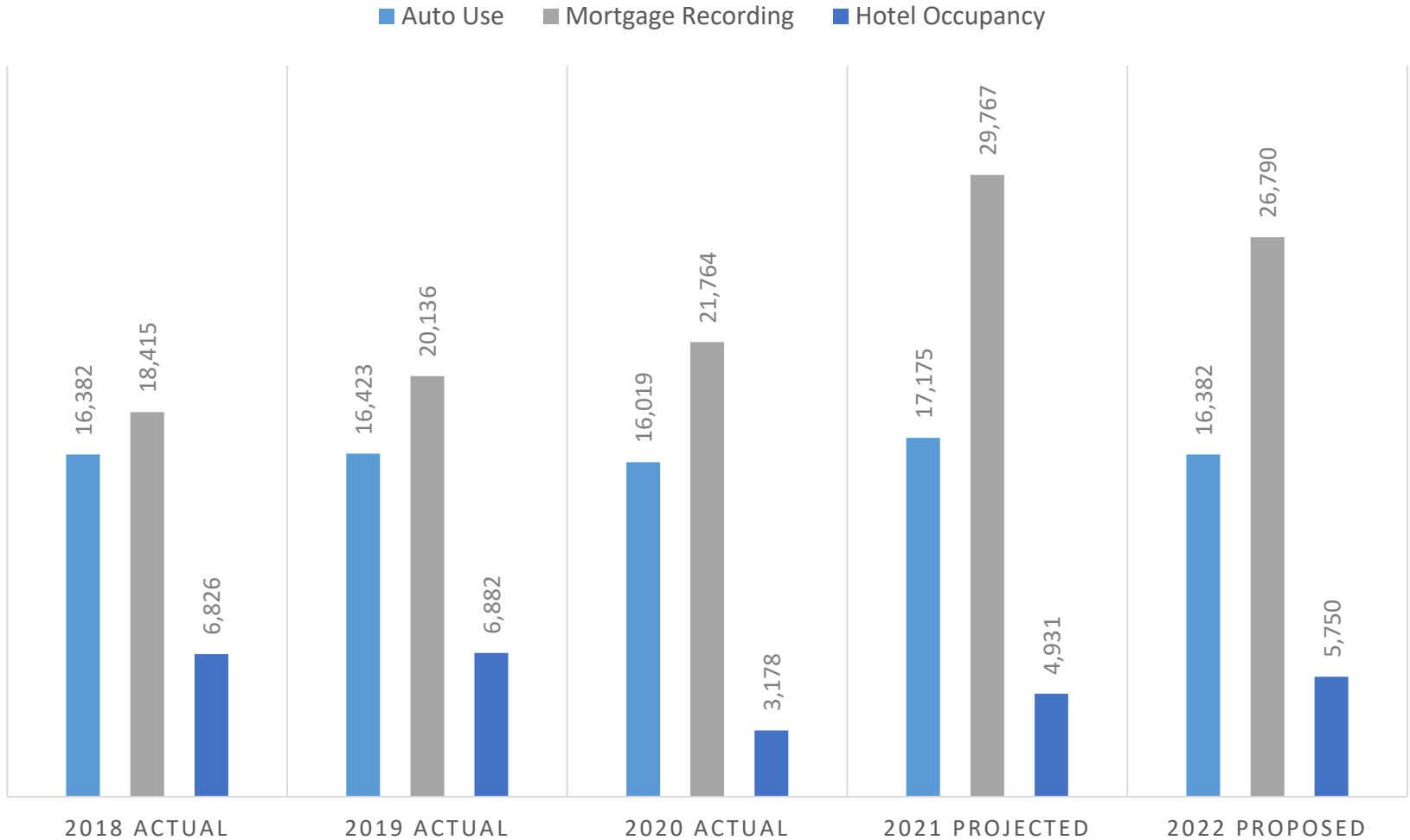
Sales & Use Tax

Thousands of Dollars



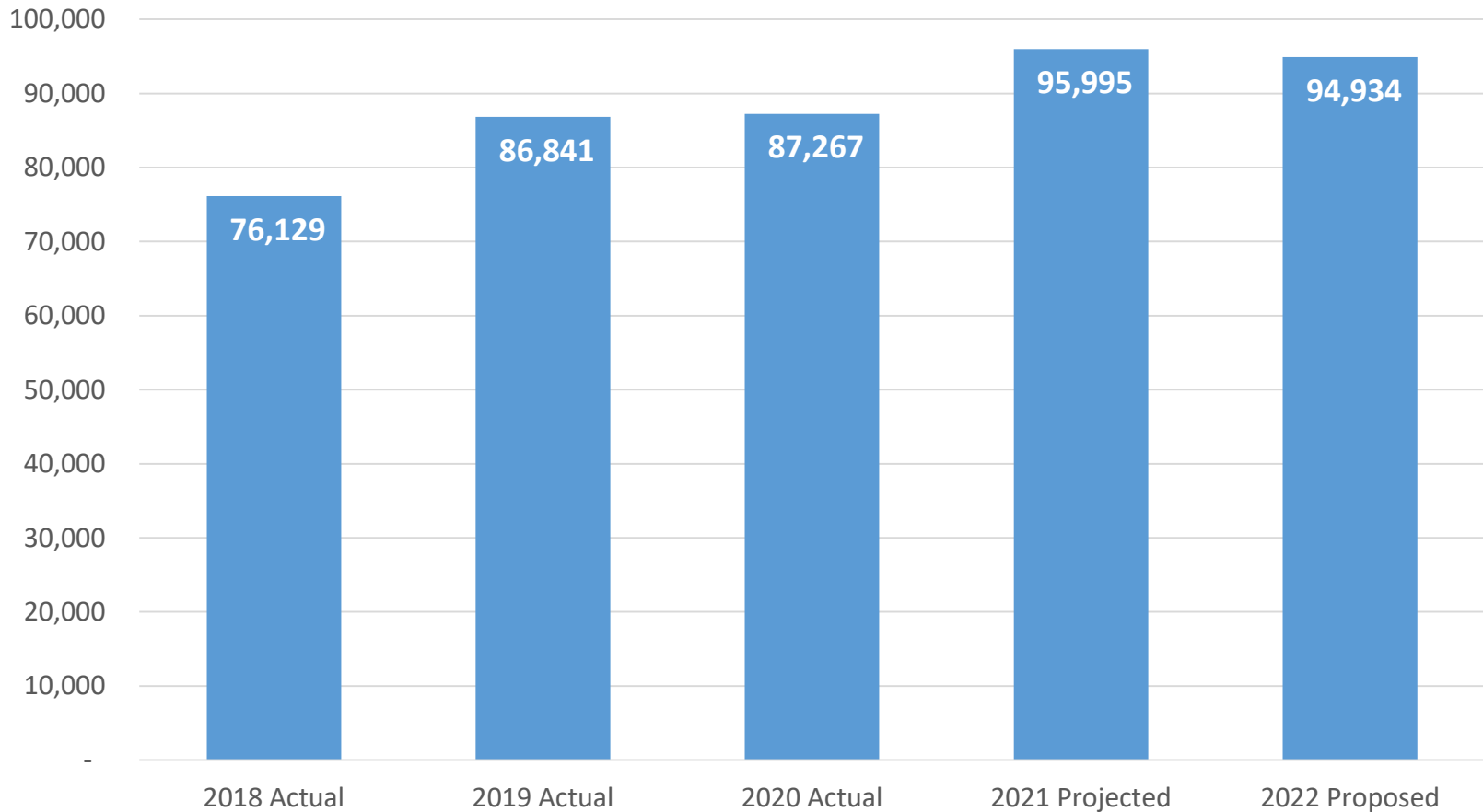
Other Tax Revenues

Thousands of Dollars



Pension Contribution

Thousands of Dollars



Pension Amortization

New York State Fiscal Year	Available for Amortization	Amount Amortized	Interest Rate	Annual Payment	Aggregate Interest**
2010-11	6,768,740	-	5.00%	-	-
2011-12	20,894,592	-	3.75%	-	-
2012-13	25,452,590	25,452,590	3.00%	2,983,820	4,385,610
2013-14	43,816,683	43,816,683	3.67%	5,313,818	9,321,497
2014-15	26,773,920	26,773,920	3.15%	3,162,795	4,854,030
2015-16	14,196,691	14,196,691	3.29%	1,688,827	2,691,579
2016-17	4,474,548	4,474,548	2.39%	508,237	607,822
2017-18	3,908,567	3,908,567	2.73%	451,985	611,283
2018-19	4,257,877	4,189,788	3.64%	507,347	883,682
2019-20	5,015,429	-	2.55%	-	-
2020-21	5,381,524	-	1.33%	-	-
2021-22*	11,621,899	-	2.58%	-	-
2022-23*	586,937	-	3.00%	-	-
TOTAL	173,149,997	122,812,787			23,355,503

*Projected

**Cumulative interest over the ten installments

Amortization Balance 12/31/2020 = \$49 million

Amortization Balance 12/31/2021 = \$36 million

Amortization Balance 12/31/2022 = \$16 million

Healthcare

Thousands of Dollars

